

# Market Update

## Gold in a world of negative interest rates

March 2016

www.gold.org

### Negative interest rates double gold returns

We have entered a new and unprecedented phase in monetary policy. Central banks in Europe and Japan have now implemented Negative Interest Rate Policies (NIRP). The long term effects of these policies are unknown, but we see discouraging side effects: unstable asset price inflation, swelling balance sheets and currency wars to name a few. Amid higher market uncertainty, the price of gold is up by 16% year-to-date – in part due to NIRP.<sup>1</sup> History shows that, in periods of low rates gold returns are typically more than double their long-term average.

Looking forward, government bonds are likely to have limited upside, due to their low-to-negative yields and, in our view, would be less effective than gold in mitigating risk, ensuring portfolio diversification, and helping investors achieve their long-term investment objectives. Portfolio analysis suggests that gold allocations in a low rate environment should be more than twice their long term average (see page 4).

We believe that, over the long run, NIRP may result in structurally higher demand for gold from central banks and investors alike.

### Exploring the unknown: unconventional monetary policies are changing the investment landscape

In the aftermath of the 2008-2009 financial crisis, central banks resorted to unconventional tools like Zero Interest Rate Policies (ZIRP) and Quantitative Easing (QE) – which had been first pioneered by Japan in the early 2000s – to (try to) stabilise prices and/or maximise employment as traditional measures had been exhausted.<sup>2</sup> More recently, between mid-2014 and early 2016, central banks in Denmark, the euro area, Japan, Sweden, and Switzerland have all implemented NIRP – thus breaking the ‘zero lower bound’.<sup>3</sup> This means that commercial banks have to pay to deposit balances with central banks.

NIRP was largely devised to counteract deflationary pressures and, in some cases, currency appreciation. However, negative nominal interest rates have short- and long-term consequences. Their effect will likely be felt by investors (big and small) and by other central banks.

Investors (including central bank reserve managers) now need to assess the risk-reward of investing in assets with negative return expectations. But the implications may be more far reaching. Such policies may fundamentally alter what it means to manage portfolio risk and could extend the time needed to meet investment objectives.

As a result, we expect that demand for gold as a portfolio asset will structurally increase. We believe there are four reasons for this, as NIRP:

- Reduces the opportunity cost of holding gold
- Limits the pool of assets some investors/managers would invest in
- Erodes confidence in fiat currencies due to the threat of currency wars and monetary interventions
- Further increases uncertainty and market volatility as central banks run out of effective policy options to combat inflation/deflation and/or spur growth.

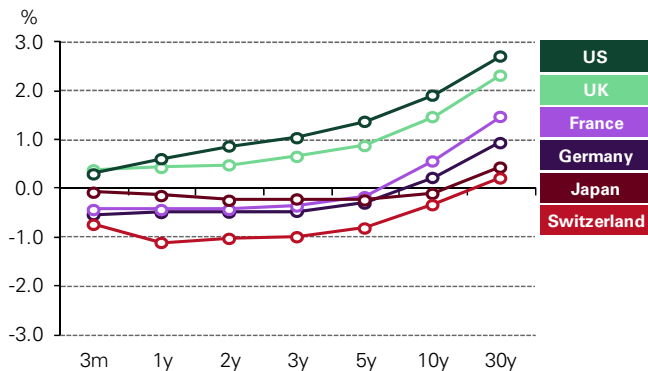
1 As of 30 March 2016. Other factors influencing the gold price include concerns about economic growth and financial stability in emerging markets; a weaker US dollar based on fewer expected rate hikes by the Federal Reserve; latent demand for gold; and price momentum.

2 The objective of most central banks is to stabilise prices. The Federal Reserve is an exception as its objective also includes maximising employment.

3 The ‘zero lower bound’ refers to the assumption, widely held by the market, that interest rates could not fall below zero.

**Chart 1: Across advanced economies, government bond yields are low (often negative) and curves are flat, giving investors little choice other than to look for returns elsewhere**

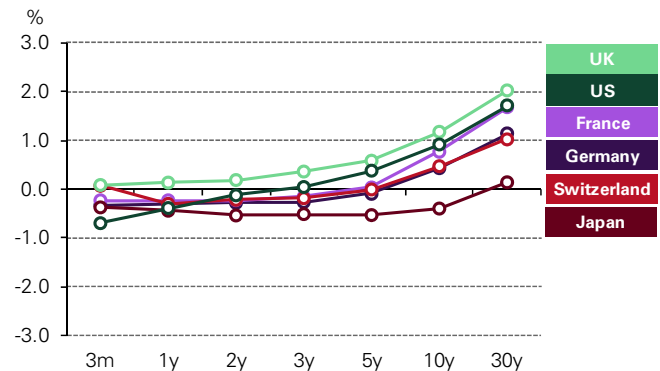
(a) Nominal yield curves of various advanced economies



As of 21 March 2016.

Source: Bloomberg, World Gold Council

(b) Real yields curves of various advanced economies\*



\*As of 21 March 2016. Real yields computed as nominal yield minus the most recently available year-on-year CPI inflation rate.

Source Bloomberg, World Gold Council

**It costs little, if anything, to hold gold under NIRP**

The link between gold and interest rates happens through investment demand.<sup>4</sup> Low interest rates reduce the opportunity cost of holding gold. Negative rates magnify this. Negative sovereign debt yields in Switzerland and Japan extend out to 10 years, while those in France and Germany are negative out to 5 years (Chart 1a). Even interest rates in the US and UK are extremely low across the curve, with up to 2-year debt yielding less than 1%. In real terms, the picture is even bleaker. Only yields in the UK are positive for maturities higher than 3 years and just a few long-term bonds yield more than 1% (Chart 1b).

**With fewer options to invest in, gold shines**

NIRP significantly reduces the likely pool of assets that investors may hold. In the current negative nominal interest-rate environment, about 30% of high quality sovereign debt (more than US\$8 trillion!) is trading with a negative yield, and almost an additional 40% with yields below 1% (Chart 2). When yields are adjusted for inflation, the figures are even starker: 51% of sovereign debt (US\$15 trillion) is trading with negative real yields and only 16% yields more than 1% in real terms.

Unless investors are willing to accept a loss-making investment strategy, they may need to consider increasing their holdings of gold. We believe this should resonate especially well with pension funds and foreign reserve managers whose investment guidelines are typically stricter and who hold a large portion of bonds in their portfolios. It is also relevant for investors with limited tolerance for risk, as well as those who have increased their stocks holdings due to the low rate environment.

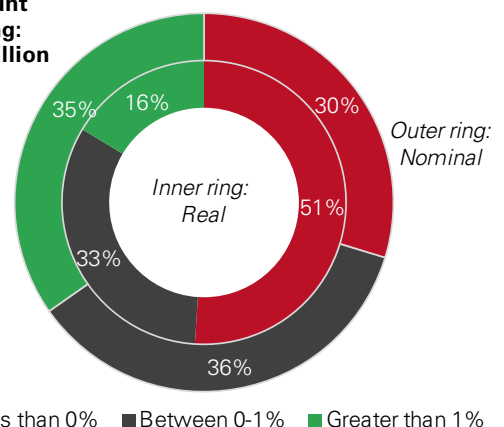
4 The market may be wrong about gold and US interest rates, Gold Investor, Volume 8, March 2015.

**The unnerving spiral of currency wars and intervention**

Negative interest rate policies were designed and implemented to fight against deflation and currency appreciation pressures, especially vis-à-vis the US dollar. Nonetheless, currencies from all advanced countries/regions that implemented negative rates have actually appreciated against the US dollar, year-to-date, ranging from about two to seven percent. The longer this situation persists, the greater the likelihood some central banks may pursue intervention measures. Conversely, while gold is a de-facto currency in the monetary system, it is the only one that is not targeted directly by, and doesn't respond negatively to, expansionary monetary policies.

**Chart 2: A large portion of sovereign debt now carries negative interest rates\***

**Total amount outstanding: US\$29.2 trillion**



\*As of 21 March 2016. Includes sovereign debt from Australia, Canada, Denmark, Euro area (investment grade), Japan, Sweden, Switzerland, the United Kingdom and the United States. Real yields computed as nominal yield minus the most recently available year-on-year CPI inflation rate. Totals may not equal 100% due to rounding.

Source: Bloomberg, World Gold Council

### The uncertain outcomes of untested tools

Investors are growing increasingly concerned about the effectiveness of NIRP. Investors are still digesting the unexpected decision by the Bank of Japan to enter the negative interest rate fray in late-January 2016, and there is a “growing perception in financial markets that central banks might be running out of effective policy options”, according to the BIS Quarterly Review released on 6 March 2016.<sup>5</sup> Claudio Borio, Head of the Monetary and Economic Department at the BIS, noted the following day that confidence in central banks was “faltering”.<sup>6</sup> The recent increased turbulence in financial markets serves to highlight the need for portfolio diversification and effective risk management – tasks at which gold has traditionally excelled.

## The important role that gold plays to manage risk amid low interest rates

Given the low interest rate environment, we believe it is almost certain that investors will not obtain the same level of returns from bonds as they did over the past two decades. Our analysis shows that, even when using broader bond indices, current yields are a very good predictor of actual returns in the future.<sup>7</sup> Put simply, this means that bond holders can expect little return, or even negative return, from their sovereign bonds.

**Table 1: Gold returns in periods of negative real rates are more than twice their long term average**

Gold performance in various real rate environments\*

	Long term	Real rate environment		
		Low (<0%)	Moderate (0%-4%)	High (>4%)
Monthly return	0.6%	1.4%	0.5%	-0.7%
Standard error	0.2%	0.5%	0.3%	0.7%
Different from 0?	Yes	Yes	No	No

\*Based on *nominal* gold returns between January 1970 and February 2016. Real rate regimes based on the 12-month constant maturity T-bill minus the corresponding year-on-year CPI inflation. Standard errors refer to the standard deviation of monthly returns within each regime divided by the square root of the corresponding number of observations. Difference from zero computed as a two-way T test at a 5% significance level.

Source: Bureau of Labor Statistics, Federal Reserve, ICE Benchmark Administration, World Gold Council

5 Bank for International Settlements, *BIS Quarterly Review*, March 2016.  
 6 CentralBanking.com, *Central banks running out of room amid turbulence, BIS warns*, 7 March 2016.  
 7 Our research shows that the current yield of a 10-year high quality bond, in conjunction with the steepness of the bond curve, can predict with 95% accuracy the total return of that bond 10-years forward.

In our view, investors should not rely solely on bonds to meet liabilities and reach long-term savings goals. Intuitively, gold returns should be higher in periods of negative rates given the low opportunity cost of holding it and its status as a high quality, liquid asset. And while negative *nominal* rates are unprecedented, negative real rates have occurred often in history. Using these as a proxy, our analysis shows that (**Table 1**):

- When real rates are negative, gold returns tend to be twice as high as the long term average
- Even if real rates are positive and as long as they are not significantly high (4% in our study), average gold returns remain positive
- Falling rates are generally linked to higher gold prices; yet rising rates aren't always linked to lower prices.

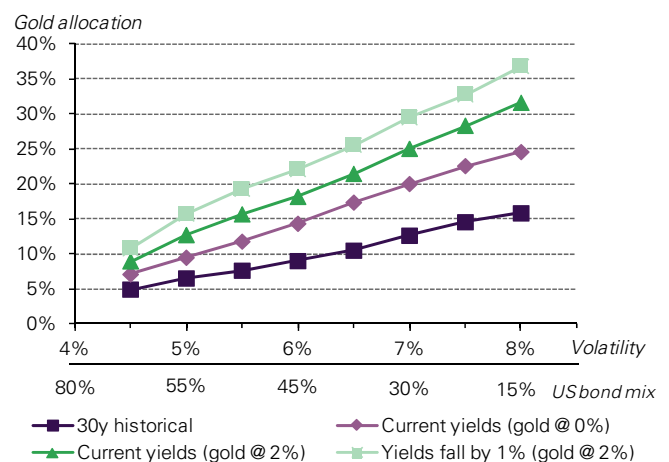
### Bonds may not be as effective as gold in balancing equity risk under NIRP (or ZIRP)

Under NIRP, investors may need to rebalance their portfolios in the short-to-medium term. But in the long term, the implication may be even more compelling. Bonds generally help balance the risks inherent in portfolios. Low yields, however, not only promote risk taking, but also limit the ability of bonds to cushion pullbacks in stocks and other risk assets in investment portfolios. Investors may also require longer periods to achieve their objectives (manage foreign reserves, fund their retirement, fulfil liabilities, etc.)

Our research shows that gold can help investors balance portfolio risks in this largely unprecedented environment.<sup>8</sup>

**Chart 3: For foreign reserve managers, the current low yield environment opens the door to higher gold allocations**

Optimal gold allocations in foreign reserves under different expected returns\*



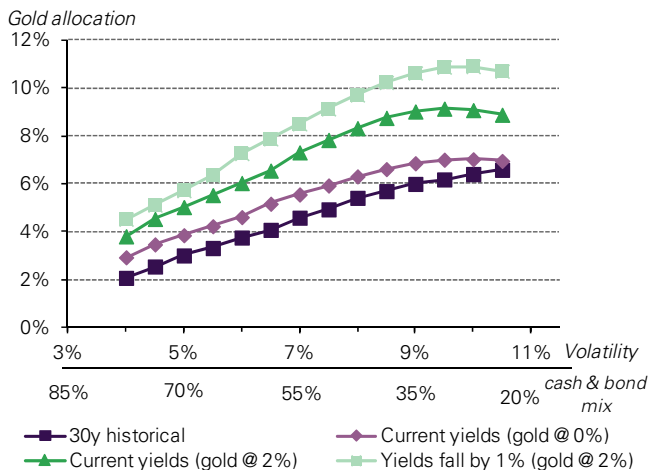
\*Includes US Treasuries, US Agencies, German Bunds, French OATs, UK Gilts, Japan JGBs, and gold. Historical returns computed using monthly data from February 1986 to February 2016. Current yields as of 21 March 2016.

Source: Bloomberg, ICE Benchmark Administration Ltd., World Gold Council

8 *Ibid.* 4.

#### Chart 4: Lowering expected bond returns significantly increases the optimal weight that gold should have in portfolios

Optimal gold allocations in investor portfolios under different expected returns\*



\*Portfolios include 3-month T-Bills, US treasuries, high grade and high yield US bonds, global treasuries, small-, mid- and large-cap US stocks, EAFE and EM stocks, commodities, REITS and gold. Historical returns computed using monthly data from February 1986 to February 2016. Current yields as of 21 March 2016.

Source: Bloomberg, ICE Benchmark Administration Ltd., World Gold Council

For **central bank reserve managers** who usually invest in a more limited set of assets, we have found that the optimal gold holding in the current low yield environment would significantly increase (**Chart 3**).<sup>9</sup> In particular, we find that even under conservative assumptions for gold returns:

- Optimal gold holdings in foreign reserve portfolios increase 1.5 times
- The multiple increases to more than 2 times if yields fall 1% from current levels (or if current yields persist but gold returns are close to their historical average).

For example, the optimal gold allocation in a foreign reserve portfolio with 55% of its holdings in US bonds (akin to the average holdings by central banks) would increase from 7.6% to 15.7% assuming gold returns only 2% per year, and it could go as high as 19.3% if yields were to drop 1% from current levels (or if yields were unchanged but expected gold returns were 4% per year).

For **investors** with portfolios that have a mix of stocks and bonds (**Chart 4**) we found that strategic gold allocations under the current low yield environment are:

- 1 to 1.5 times higher they would be if average bond yields were closer to their 25-year average, depending on the portfolio mix
- 1.5 to 2.2 times higher than they would be if bond yields were to fall 1% from current levels (or if current yields persist but gold returns are close to their historical average).

For example, in the current global low yield environment and even under conservative assumptions for gold returns, our research shows that an investor with a 60/40 portfolio may hold up to 8.7% in gold (up from 5.5% under historical assumptions for bond return expectations), and up to 10% if yields were to fall 1% further (or if current yields were unchanged but expected gold returns were 4% per year).

While these examples use US-dollar portfolios, similar results apply to euro and pound-sterling investors.

## An environment that promotes gold demand

Central banks have been accelerating the use of gold to diversify their reserves since the 2008-2009 financial crisis. In the second half of 2015 alone, central banks bought more than 336 tonnes of gold – the largest semi-annual total on record.<sup>10</sup> The acceleration of such purchases, across a diverse range of countries, highlights the fact that diversification of foreign reserves remains a top priority for central banks. As foreign reserve managers all over the world continue to grapple with the challenges of negative nominal interest rates, we expect to see record amounts of central bank gold purchases in 2016 (and beyond).

Similarly, heightened uncertainty is driving investor flows. Year-to-date, gold-backed ETFs have increased their holdings by more than 330 tonnes worldwide<sup>11</sup> – some of this increase, as we see it, is linked either directly or indirectly to negative rate policies, among other factors.<sup>12</sup> Partial data and anecdotal evidence suggest that bar and coin demand in developed markets is also surging – in particular, demand for American Gold Eagles more than doubled in January and February, relative to the same period in 2015. While some of these flows may be temporary, we believe that the prolonged presence of low (and now even negative) rates has fundamentally altered the way investors should think about risk and may result in a broader use of assets like gold to manage their portfolios more effectively and preserve their wealth over the long run.

<sup>9</sup> For more details on the methodology used, see *Optimal gold allocations for emerging-market central banks*, RBS Management Trends 2012, April 2012.

<sup>10</sup> *Gold Demand Trends: Full year 2015*, February 2016.

<sup>11</sup> Estimate as of 21 March 2016.

<sup>12</sup> *Ibid.* 1.

## About the World Gold Council

The World Gold Council is the market development organisation for the gold industry. Our purpose is to stimulate and sustain demand for gold, provide industry leadership, and be the global authority on the gold market.

We develop gold-backed solutions, services and products, based on authoritative market insight and we work with a range of partners to put our ideas into action. As a result, we create structural shifts in demand for gold across key market sectors. We provide insights into the international gold markets, helping people to understand the wealth preservation qualities of gold and its role in meeting the social and environmental needs of society.

Based in the UK, with operations in India, the Far East and the US, the World Gold Council is an association whose members comprise the world's leading gold mining companies.

### World Gold Council

10 Old Bailey, London EC4M 7NG  
United Kingdom

**T** +44 20 7826 4700

**F** +44 20 7826 4799

**W** [www.gold.org](http://www.gold.org)

### Copyright and other rights

© 2016 World Gold Council. All rights reserved. World Gold Council and the Circle device are trademarks of the World Gold Council or its affiliates.

All references to LBMA Gold Price have been provided for informational purposes only. ICE Benchmark Administration Limited accepts no liability or responsibility for the accuracy of the prices or the underlying product to which the prices may be referenced.

Other third party data and content is the intellectual property of the respective third party and all rights are reserved to them.

Any copying, republication or redistribution of content, to reproduce, distribute or otherwise use the statistics and information in this report including by framing or similar means, is expressly prohibited without the prior written consent of the World Gold Council or the appropriate copyright owners except as provided below.

The use of the statistics in this report is permitted for the purposes of review and commentary (including media commentary) in line with fair industry practice, subject to the following two pre-conditions: (i) only limited extracts of data or analysis be used; and (ii) any and all use of these statistics is accompanied by a clear acknowledgement of the World Gold Council and, where appropriate, of Thomson Reuters, as their source. Brief extracts from the analysis, commentary and other World Gold Council material are permitted provided World Gold Council is cited as the source. It is not permitted to reproduce, distribute or otherwise use the whole or a substantial part of this report or the statistics contained within it.

While every effort has been made to ensure the accuracy of the information in this document, the World Gold Council does not warrant or guarantee the accuracy, completeness or reliability of this information. The World Gold Council does not accept responsibility for any losses or damages arising directly or indirectly, from the use of this document.

The material contained in this document is provided solely for general information and educational purposes and is not, and should not be construed as, an offer to buy or sell, or as a solicitation of an offer to buy or sell, gold, any gold related products or any other products, securities or investments. Nothing in this document should be taken as making any recommendations or providing

## For more information

Please contact:

### Juan Carlos Artigas

Director, Investment Research  
[juancarlos.artigas@gold.org](mailto:juancarlos.artigas@gold.org)  
+1 212 317 3826

### Ezechiele Copic

Director, Central Banks & Public Policy  
[ezechiele.copic@gold.org](mailto:ezechiele.copic@gold.org)  
+1 212 317 3806

### Alistair Hewitt

Director, Market Intelligence  
[alistair.hewitt@gold.org](mailto:alistair.hewitt@gold.org)  
+44 20 7826 4741

any investment or other advice with respect to the purchase, sale or other disposition of gold, any gold related products or any other products, securities or investments, including without limitation, any advice to the effect that any gold related transaction is appropriate for any investment objective or financial situation of a prospective investor. A decision to invest in gold, any gold related products or any other products, securities or investments should not be made in reliance on any of the statements in this document. Before making any investment decision, prospective investors should seek advice from their financial advisers, take into account their individual financial needs and circumstances and carefully consider the risks associated with such investment decision.

Without limiting any of the foregoing, in no event will the World Gold Council or any of its affiliates be liable for any decision made or action taken in reliance on the information in this document and, in any event, the World Gold Council and its affiliates shall not be liable for any consequential, special, punitive, incidental, indirect or similar damages arising from, related to or connected with this document, even if notified of the possibility of such damages.

This document contains forward-looking statements. The use of the words "believes", "expects", "may", or "suggests", or similar terminology, identifies a statement as "forward-looking". The forward-looking statements included in this document are based on current expectations that involve a number of risks and uncertainties. These forward-looking statements are based on the analysis of World Gold Council of the statistics available to it. Assumptions relating to the forward-looking statement involve judgments with respect to, among other things, future economic, competitive and market conditions all of which are difficult or impossible to predict accurately. In addition, the demand for gold and the international gold markets are subject to substantial risks which increase the uncertainty inherent in the forward-looking statements. In light of the significant uncertainties inherent in the forward-looking information included herein, the inclusion of such information should not be regarded as a representation by the World Gold Council that the forward-looking statements will be achieved.

The World Gold Council cautions you not to place undue reliance on its forward-looking statements. Except in the normal course of our publication cycle, we do not intend to update or revise any forward-looking statements, whether as a result of new information, future events or otherwise, and we assume no responsibility for updating any forward-looking statements.